







E-Learning COURSE OUTLINE

Tableau

-  High quality Content
-  Study Guides
-  Learning Videos
-  Practice Tests
-  Learning Support
-  Learn on any device





Syllabus

Lesson 01 - Getting Started with Tableau

- Introduction to Tableau and an Overview of the Different Versions
- Installing Tableau Desktop
- Tableau Help and Online Resources

Lesson 02 - Working with Tableau

- Understanding Tableau User Interface
- Exploring Tableau File Types
- Understanding Green and Blue Pills
- Working with Available Data Sources
- Working with Extracts Instead of Live Connections

Lesson 03 - Deep diving with Data and Connections

- Working with Excel Data Interpreter
- Understanding Metadata and Sharing Data Source Connections
- Filtering Data From Your Data Source
- Learning How to Split Fields
- Pivoting Data

Lesson 04 - Creating Charts

- The Show Me Feature
- Crosstabs and Heat Maps
- Using Bar, Stacked Bar, and Side-by-side Bars
- Pie Charts
- Line and Area Charts
- Working with Packed Bubblee
- Using Treemaps
- Creating a Basic Scatter Plot

- Creating a Basic Map

Lesson 05 - Adding calculation to your workbook

- Introduction to Calculations (this will explain the various types of
- calculations and the mechanics of each)
- Understanding Basic Calculations
- Understanding String Calculations
- Learning About Boolean, If-Then Calculations, and Case Statements
- Understanding the Basics of Date Calculations
- Understanding Aggregation and Disaggregation
- Using Calculations to Add Insight to Your Visualizations

Lesson 06 - Mapping data in Tableau

- Introduction to Mapping in Tableau
- Create a Standard Map View
- Dealing with Map Errors
- Customizing a Standard Map View
- Using Filters in Maps



Syllabus

Lesson 07 - Dashboard and Stories

- Introduction to Dashboards
- Understanding Dashboard Actions
- Understanding Dashboard Formatting Basics
- Understanding Workbook Level Formatting (i.e. font styling, titles, lines)
- Assembling Your Dashboards Into A Story

Lesson 08 - Visualizations For An Audience

- Focusing on the Narrative
- Using colour with a Purpose
- Understanding the Importance of Using Tooltips for Your Audience
- Using a Parameter To Focus the Audience's Attention
- Removing Clutter in Your Dashboard
- How to Export Your Dashboard to Another File Type



Syllabus

Course End Projects:

Project 1: Comparative Study of Countries

The course includes five real-world, industry-based projects. Successful evaluation of one of the following projects is a part of the certification eligibility criteria:

Build a dashboard to do a comparative study on various parameters of different countries, using the sample insurance and world development indicators dataset.

Domain: Insurance and Finance

Project 2: Sales Performance Analysis

Build a dashboard to present monthly sales performance by product segment and product category for the purposes of identifying the areas that have met or exceeded their sales targets.

Domain: E-commerce

Project 3: Customer Analysis

Build a dashboard that presents customer statistics, ranking them by profit ratio and sales. Also, include statistics regarding profit performance by region.

Domain: Retail

Project 4: Product Analysis

Build a dashboard that presents sales by product category over time, with the ability to drill down to the product and regional level to check if the products are correctly priced.

Domain: Retail

Project 5: Sales Dashboard

Build a dashboard that presents metrics about products (e.g. sales, profits, profit ratio) and the trends of statistics over a given period of time, filtering down to a number of geographic regions.

Domain: Retail

About SwissKnowledge

SwissKnowledge is a brand of Swiss Expert Consulting GmbH, designed to deliver training and consulting services to individuals and corporate customers

MAKE SMATER AND BETTER INVESTMENT



People Development

COURSES PORTFOLIO

SCRUM & AGILE

- Scrum Developer Certified (SDC)
- Scrum Master Certified (SMC)
- Scrum Product Owner Certified (SPOC)
- Agile Master Certified (SAMC)
- Agile Scrum Master (ASM)

PROJECT MANAGEMENT

- Project Management Professional
- PMI Risk Management Professional
- PRINCE2 Foundation & Practitioner
- MSP Foundation & Practitioner
- CBAP

QUALITY MANAGEMENT

- Six Sigma Green Belt (SSGB)
- Six Sigma Black Belt (SSBB)
- Lean Six Sigma Green Belt (LSSGB)
- Lean Six Sigma Black Belt (LSSBB)

IT SERVICE MANAGEMENT

- ITIL Foundation
- ITIL 4 Foundation

Trust your educational growth to



 contact@swissknowledge.org

 +41 79 315 28 99